

**NEW!**

**DOCJOHNSON<sup>®</sup>**  
Wellness Center  
Powered by  **VERSÉA<sup>™</sup> HEALTH**

# BRAND CATALOG

MARCH 2024



### PREGNANCY TEST (1 Tests)

SKU: 4551-01



### PREGNANCY TEST (2 Tests)

SKU: 4551-02



### OVULATION TEST (5 Tests)

SKU: 4551-03



### ALPHA BOOST (60 Capsules)

SKU: 4551-08



### EMPOWERED CHOICE™ EMERGENCY CONTRACEPTION

(1 Tablet)

SKU: 4551-06



### EMPOWERED CHOICE™ EMERGENCY CONTRACEPTION

(6 Unit Display)

SKU: 4551-56



### PARTY SAFE™ FENTANYL TEST STRIPS

(5 Tests)

SKU: 4551-07



### PARTY SAFE™ FENTANYL TEST STRIPS

(12 Unit Display)

SKU: 4551-57



### 6-PANEL DRUGS OF ABUSE CUP TEST (1 Test)

SKU: 4551-05



### VERSÉA™ X DOC JOHNSON WELLNESS CENTER - DISPLAY

(24 Assorted Units)

SKU: 4551-50



# Easy Lab<sup>™</sup> OTC Pregnancy Test

A Rapid, One-Step At-Home Pregnancy Test Stick for Early Qualitative Detection of Human Chorionic Gonatropin (hCG) in Urine

## FEATURES & BENEFITS

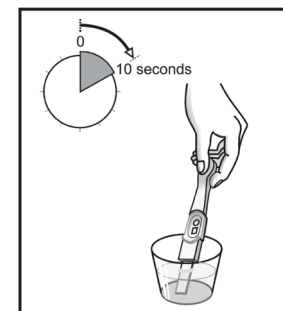
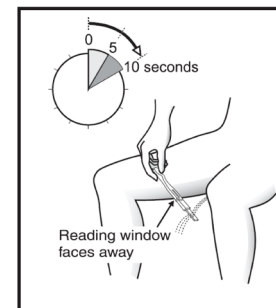
- **FAST RESULTS** - In only 3 minutes
- **SIMPLE TO USE** - Just 1step, easy-to-follow instructions provided
- **CONVENIENT** - Works any time of day
- **ACCURATE, EASY TO READ RESULTS** - Over 99% accurate\*
- **FOR IN VITRO DIAGNOSTIC USE** - Not to be taken internally

## TESTING PROCESS

1. Open the sealed pouch, remove the Easy Lab<sup>™</sup> test stick, and remove the protective cap. Once you open the pouch, you should use the test within 30 minutes.
2. Turn the test stick so that the reading window is facing away from you, with the absorbent tip down, and hold the absorbent tip in your urine stream for at least 5 seconds (10 seconds is better). The test will not work properly if too little urine is absorbed or if urine is spilled into.
3. Replace the protective cap over the wet absorbent tip and leave the stick on a flat surface with the reading window facing up.
4. Read the result after 3 minutes, but within 5 minutes. While you wait, you will see a pink color moving up the reading window. A pinkish-purple line will form in the Control (upper) window to tell you the test is working correctly.

### ALTERNATE PROCEDURE:

1. Collect urine into a clean cup. Open the pouch and remove the test as above. Dip the absorbent tip of the stick at least halfway into the urine, for at least 10seconds.
2. Replace the protective cap over the wet absorbent tip and leave the stick on a flat surface with the reading window facing upward.
3. Read the result after 3 minutes, but do not read after 5 minutes.



\*In laboratory studies

# TESTING RESULTS

Wait at least 3 minutes before reading your test.

### Positive:

Two lines, one in each of the reading windows, means you are probably pregnant. Even if one line is very light, you can assume you are pregnant. Some positive results may appear in just one minute.



Pregnant

### Negative:

One line in the Control (upper) window and no line in the Test (lower) window means you are probably not pregnant. Negative results take at least 5 minutes to confirm.



Not Pregnant



Invalid

### Invalid:

If there are no lines visible in the reading windows, the test did not work properly and should be repeated. A Control line will always appear if the test worked properly.

### TEST RESULTS INTERPRETATION:

A positive test result means your urine contains hCG, a hormone your body makes during pregnancy. You can assume you are pregnant, and should consult your doctor for proper prenatal care and nutrition counseling. A negative result means that hCG has not been detected and you probably are not pregnant. You may want to repeat the Easy Lab™ test if a week passes and you still have not started menstruating. If the result from this later test is still negative, you are probably not pregnant, but you should see your physician because there could be health-related reasons why you are not menstruating.

Note: Since it can be difficult to know the day you've missed your period, women with an irregular menstrual cycle should use the longest cycle as a reference. If the test is negative and your period does not begin within a few days, you may have miscalculated your cycle and should use a second test.

# LIMITS TO THE TEST

The Easy Lab™ One-Step Home Pregnancy Test is not reusable. The test instructions must be followed precisely. Test results should not be affected by oral contraceptives, pain relievers, antibiotics and other common drugs. Medications containing the pregnancy hormone hCG may affect the test and should not be taken concurrently.

The Easy Lab™ One-Step Home Pregnancy Test is highly accurate in detecting pregnancy. In rare instances, however, false results (positive when no pregnancy exists or negative when pregnancy is present) may be observed. You should check with your doctor if you get inconsistent results. Certain health conditions such as an ectopic pregnancy or a cyst in the ovary can cause false results.

# TEST KIT CONTENTS

Individually sealed test device (test stick) with a protective cap, visible test window and control window and instructions of use.

# AVAILABLE PRODUCT CONFIGURATIONS

Product name	SKU#
Easy Lab™ Pregnancy test (1 Test)	4551-01
Easy Lab™ Pregnancy test (2 Tests)	4551-02



Easy Lab Pregnancy test (2 tests box)

# Easy Lab™ OTC Ovulation Test

A Rapid, One-Step At-Home Ovulation Prediction Test Stick for Qualitative Detection of Luteinizing Hormone (LH) in Urine

## FEATURES & BENEFITS

- **FAST RESULTS** - In only 3 minutes
- **SIMPLE TO USE** - Just 1step, easy-to-follow instructions provided
- **CONVENIENT** - Works any time of day
- **ACCURATE, EASY TO READ RESULTS** - Over 99% accurate\*
- **FOR IN VITRO DIAGNOSTIC USE** - Not to be taken internally

## TESTING PROCESS

Refer to the chart at the right to find out when to begin testing. Women with an irregular cycle should use their shortest cycle as a reference. The length of cycle is the number of days from the beginning of one period to the next period. If you have an irregular cycle, use your shortest cycle as a reference.

1. Open the sealed pouch, remove the Easy Lab™ test stick, and remove the protective cap. Perform the test right away after opening the pouch.
2. Turn the test stick so that the reading window is facing away from you, with the absorbent tip down, and hold the absorbent tip in your urine stream for 10 seconds. The test will not work properly if too little urine is absorbed or if urine is spilled into the reading window.
3. Replace the protective cap over the wet absorbent tip and leave the stick on a flat surface with the reading window facing up.
4. Read the result after 3 minutes. Do not read after 10 minutes. While you wait, you will see a pink color moving up the reading window. A pinkish-purple line will form in the Control (upper) window to tell you the test is working correctly.

### ALTERNATE PROCEDURE:

1. Collect urine into a clean cup. Open the pouch and remove the test as above. Dip the absorbent tip of the stick at least halfway into the urine, for at least 10 seconds.
2. Replace the protective cap over the wet absorbent tip and leave the stick on a flat surface with the reading window facing upward.
3. Read the result after 3 minutes. Do not read after 10 minutes.



Length of cycle	Begin testing these many days after your last period began
21	5
22	5
23	6
24	7
25	8
26	9
27	10
28	11
29	12
30	13
31	14
32	15
33	16
34	17
35	18
36	19
37	20
38	21
39	22
40	23

\* In laboratory studies

## TESTING RESULTS

Wait at least 3 minutes before reading your test.

### Positive:

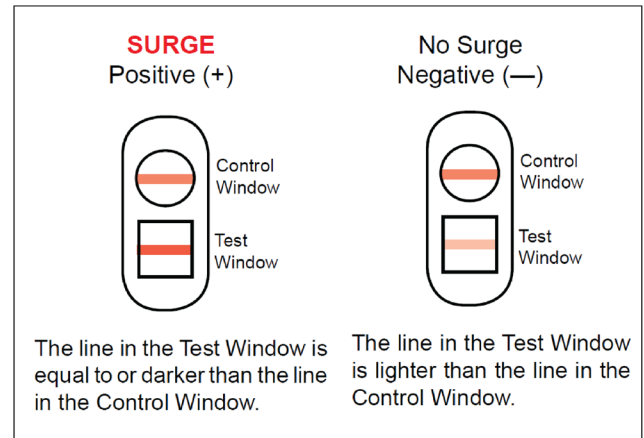
If two lines are visible and the one in the Test Window is the same as or darker than the one in the Control Window, you will probably ovulate in 24±48 hours..

### Negative:

If the line in the Test Window is lighter than the line in the Control Window or there is no line in the Test Window, no LH surge has been detected.

### Invalid:

If there is no line visible in the Control Window, the test did not work properly and should be repeated. A Control line will always appear if the test worked properly.



### TEST RESULTS INTERPRETATION:

A positive test result means your urine contains a high level of LH, a hormone your body makes all of the time but which reaches very high levels just before ovulation. You can assume you will ovulate in 24±48 hours, and plan accordingly. The 1±3 days after your LH surge are the most fertile time of your cycle, when you have the best chance of conceiving. A negative result means that no LH surge has been detected, and you should continue with daily testing.

## LIMITS TO THE TEST

The Easy Lab™ One-Step Home Ovulation Prediction Test is not reusable. The test instructions must be followed precisely. This test may not be used as a form of birth control. Test results should not be affected by pain relievers, antibiotics and other common drugs. Medications containing hCG or LH may affect the test and should not be taken while using the Easy Lab™ One-Step Home Ovulation Prediction Test. In addition, the test will not work properly if you are pregnant, in menopause, or are taking birth control pills.

## TEST KIT CONTENTS

Five (5) Individually sealed test devices (test sticks) with a protective cap, visible test window and control window and Instructions of use.

## AVAILABLE PRODUCT CONFIGURATION

Product name	SKU#
Easy Lab™ Ovulation test (5 Tests)	4551-03



# EMPOWERED CHOICE<sup>™</sup>

Emergency Contraceptive (Levonorgestrel tablet, 1.5 mg)

## ONE TABLET. ONE STEP.

- Reduces the chance of pregnancy after birth control failure or after unprotected sex
- Not for regular birth control
- The sooner you take it the more effective it will be
- Take as soon as possible within 72 hours (3 days) after unprotected sex
- Will not harm an existing pregnancy
- Will not protect from HIV infection and other STDs
- No RX or ID required for purchase



## HOW IT WORKS?

Empowered Choice<sup>™</sup> contains a higher dose of levonorgestrel than birth control pills, but works in a similar way to prevent pregnancy.

It works mainly by stopping the release of an egg from the ovary. It is possible that Empowered Choice<sup>™</sup> may also work by preventing fertilization of an egg (the uniting of sperm with the egg) or by preventing attachment (implantation) to the uterus (womb).

## HOW EFFECTIVE IS IT?

If Empowered Choice<sup>™</sup> is taken as directed, it can significantly decrease the chance that you will get pregnant.

About 7 out of every 8 women who would have gotten pregnant will not become pregnant.

## DRUG FACTS

### Active ingredient

Levonorgestrel 1.5 mg

## PURPOSE

Emergency contraceptive

## USE

For women to reduce chance of pregnancy after birth control failure or unprotected sex

## WARNINGS

**Allergy alert:** Do not use if you have ever had an allergic reaction to levonorgestrel or any other ingredients in Empowered Choice™

**Sexually transmitted diseases (STDs) alert:** This product does not protect against HIV or other STDs

## DO NOT USE

If you are already pregnant (because it will not work) for regular birth control

## ASK A DOCTOR OR PHARMACIST BEFORE USE IF YOU ARE

Taking efavirenz (HIV medication) or rifampin (tuberculosis treatment) or medication for seizures (epilepsy). These medications may reduce the effectiveness of levonorgestrel, and increase your chance of becoming pregnant. Your doctor may prescribe another form of emergency contraception that may not be affected by these medications.

## DIRECTIONS

- Take as soon as possible within 72 hours (3 days) after unprotected sex. The sooner you take it the better it will work.
- If you vomit within 2 hours after taking the medication, call a healthcare professional to find out if you should repeat the dose.

## PACKAGING CONFIGURATIONS

Product name	SKU#
Empowered Choice™ – Emergency Contraception (1 Tablet)	4551-06
Empowered Choice™ – Emergency Contraception (6 Unit Display)	4551-56

## WHEN USING THIS PRODUCT YOU MAY HAVE

- Menstrual changes
- Tiredness
- Dizziness
- Nausea
- Headache
- Breast pain
- Lower stomach (abdominal) pain
- Vomiting

## KEEP OUT OF REACH OF CHILDREN

In case of overdose, get medical help or contact a Poison Control Center (1-800- 222-1222) right away

## OTHER INFORMATION

- Read the instructions, warnings and enclosed product leaflet before use
- This product works mainly by preventing ovulation (egg release). It may also prevent fertilization of a released egg (joining of sperm and egg) or attachment of a fertilized egg to the uterus (implantation).
- Do not use if carton is open or tear strip is removed or the blister seal is broken or missing
- Store at 68° to 77°F (20° to 25°C)

## INACTIVE INGREDIENTS

Colloidal silicon dioxide, lactose monohydrate, talc, hypromellose, magnesium stearate, corn starch

## QUESTIONS OR COMMENTS?

If you have any questions or need more information, call our toll-free number: **1.800.397.0670**



**DOC JOHNSON**®

Wellness Center

Powered by  **VERSÉA** HEALTH

# Easy Lab<sup>™</sup> OTC Drugs of Abuse Test

A Rapid, At-Home 6-Panel Test Cup for Qualitative Detection of Drugs of Abuse in Urine

## FEATURES & BENEFITS

- **FAST, EASY-TO-READ PRELIMINARY ANALYTICAL DIAGNOSTIC RESULT** - In only 5 minutes
- **SIMPLE TO USE** - Easy-to-follow instructions provided
- **CONVENIENT** - Works any time of day
- **HIGH ACCURACY\***
- **FOR IN VITRO DIAGNOSTIC USE**

## 3-STEP TESTING PROCESS

Read the instructions completely. Check the expiration date on the box. Do not use the test if it is expired. Have a watch, clock or timer ready.

### STEP 1.

**Take the Easy Lab<sup>™</sup> test cup out from the sealed foil pouch.**

### STEP 2.

**Write the donor name or ID in the space provided on the cup.**

**Collect urine in the Easy Lab<sup>™</sup> test cup.**

The Easy Lab Cup requires just 30 ml of urine. Fill the collection cup of the minimum fill line on the side of the cup. This is enough urine for the initial test and confirmation testing if needed.

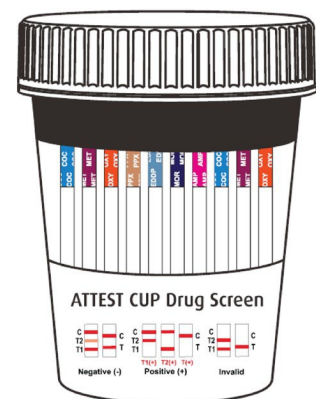
### STEP 3.

**Read results after 5 minutes. Do not wait longer than 60 minutes.**

**A red or pink line must appear next to the letter “C” (control) on all of the test strips. The appearance of a red or pink next to the letter “C” on each test strip indicates that the test has worked properly.**

**If you see control lines on all the test strips, you can read your test results.**

\*In laboratory studies



### Standard Easy Lab<sup>™</sup> 6-panel Drugs of Abuse Test Strips:

Amphetamine (AMP)  
Cocaine (COC)  
Methamphetamine (MET)  
Opiates (OPI)  
Marijuana (THC)  
Oxycodone (OXY)

### Other available drugs of abuse test strips:

Tricyclic Antidepressants (TCA)  
Phencyclidine (PCP)  
Barbiturates (BAR)  
Benzodiazepines (BZO)  
Methadone (MTD)  
Ecstasy (MDMA)  
EDDP  
Buprenorphine (BUP)

# TESTING RESULTS

Read results after 5 minutes. Do not wait longer than 60 minutes.

### Negative result:

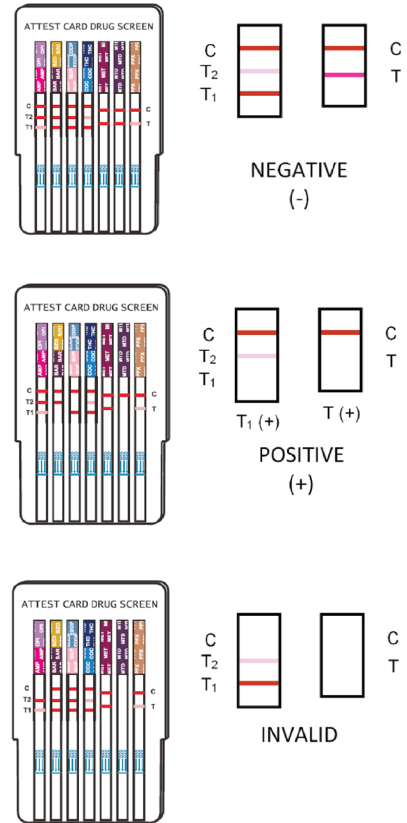
A red or pink line next to the "T1" or "T2" (drug test line) under the drug name indicates a negative result for that drug. If a test line appears next to the "T1" or "T2" for all drugs, the sample is considered negative. Certain lines may appear lighter or thinner than other lines.

### Preliminary Positive result:

If NO red or pink line appears next to the "T1" or "T2" under the drug name, the sample may contain that drug. Send the sample to a laboratory for confirmation testing. The illustration on the right shows preliminary positive results for BAR, EDDP and MTD, but negative for all other drugs.

### Invalid result:

A colored line should always appear next to the letter "C" on every test strip. If no control line appears on any of test strips, the result is invalid. The illustration at right shows no line next to the letter "C" on the first strip (AMP, OPI) and sixth strip (MTD). The test results for those two test strips are invalid.



# QUALITY CONTROL

A procedural control is included in the test. A red line appearing in the control region (C) is an internal procedural control. It confirms sufficient specimen volume, adequate membrane wicking, and correct procedural technique.

# LIMITS TO THE TEST

Certain factors may affect the drug testing result.

1. Certain over the counter medicines and prescription medicines may cause a preliminary positive result.
2. Urine can be adulterated (i.e. contaminated or tampered) by using bleach, cleaning supplies and other liquids. This may dilute the urine and the test may not be accurate.
3. Drinking large amount of liquids may dilute the urine so that the drug (if present) cannot be detected.
4. Failure to use the Easy Lab™ test as directed may result in an inaccurate screening result.

# TEST KIT CONTENTS

One (1) test device (test cup) in sealed foil pouch with a protective cap, visible test window and control window and Instructions of use.

# AVAILABLE PRODUCT CONFIGURATION

Product name	SKU#
Easy Lab™ 6-Panel Drugs of Abuse Cup Test (1 test box)	4551-05



# PARTY SAFE™

Rapid, Over-the-Counter Fentanyl test strips (5 test pack)

## FAST RESULTS

- Readable results in only 5 minutes

## DEPENDABLE RESULTS

- Only tests for Fentanyl
- No deciphering between substances
- Same test product used by U.S. Government agencies and Law Enforcement

## EASY 3-STEP TESTING

- Quick, easy-to-read reference instructions provided

## RISK REDUCTION

- May help to reduce the risk of overdose and harmful effects

## MADE IN THE USA

## HOW DO I RECOGNIZE AN OVERDOSE?

- Small, constricted “pinpoint pupils”
- Falling asleep or loss of consciousness. Slow, shallow breathing
- Choking or gurgling sounds
- Limp body
- Pale, blue, or cold skin

## FENTANYL FACTS

Fentanyl is a potent synthetic opioid drug approved by the Food and Drug Administration for use as an analgesic (pain relief) and anesthetic.

It is approximately 100 times more potent than morphine and 50 times more potent than heroin as an analgesic. Under the United States Controlled Substances Act of 1970 Fentanyl is a Schedule II narcotic.

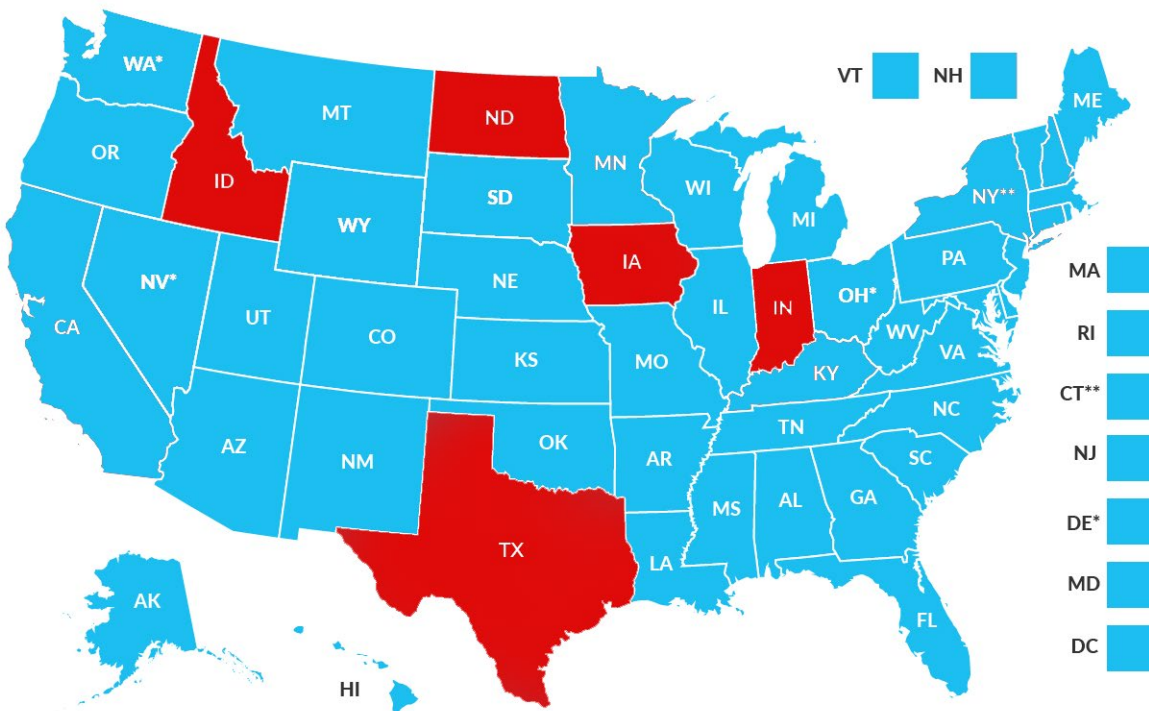
According to the U.S. Centers for Disease Control and Prevention U.S. deaths due to Fentanyl nearly quadrupled from 2016 to 2021.

To learn more, visit the U.S. Drug Enforcement Administration [<https://www.dea.gov/factsheets/fentanyl>] and the U.S. Centers for Disease Control and Prevention [<https://www.cdc.gov/stopoverdose/fentanyl/>].



- Because this list is not exhaustive, call 911 or seek immediate medication attention if you think you or someone else has overdosed or is at risk of overdose

# Fentanyl Testing Map



Blue: Legal or states without a law

Red: States sales are illegal (Florida is now legal)

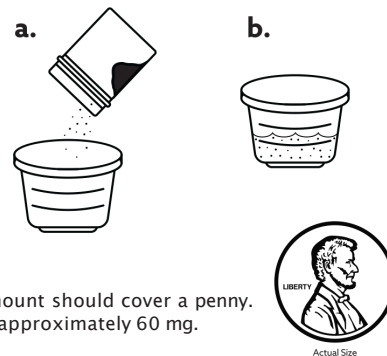
\*\* Please note that law are constantly changing

## INSTRUCTIONS FOR USE

### STEP 1

Put a small amount of substance into a container.

Add a small amount of water (one ounce or shot) and mix.)



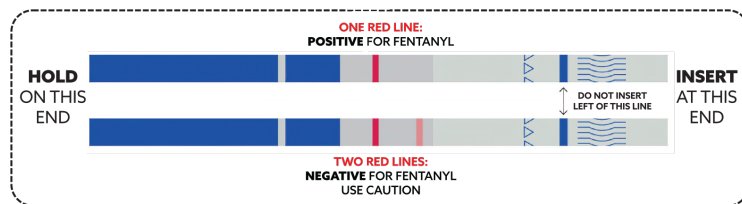
### STEP 2

Dip the end of the strip for 15 seconds.  
Lay the test strip flat.



### STEP 3

Read results at 5 minutes.



## WARNINGS

- Read, understand, and follow the instructions. Your failure to do so could result in false positive or false negative test results, severe injury or death.
- Even if the results of the test(s) are negative for fentanyl, anyone consuming the tested substance could overdose, sustain severe injury, or die.
- Do not consume illicit drugs, especially if you suspect that they contain, or the test result is positive for, fentanyl.
- The test does not detect the presence of substances other than fentanyl, and it does not detect all forms of fentanyl.
- The test does not detect the percentage of fentanyl present in the tested substance.
- Exposure to even small amounts of fentanyl, or handling of fentanyl, can cause severe injury or death.
- When testing a substance, use protective equipment, such as gloves and eye protection.
- Do not use the test after expiration or if the packaging is damaged or shows other signs of tampering.
- Dispose of the test in accordance with applicable law.
- Anyone using the tests accepts responsibility for any injury, death, criminal penalty, or civil liability that occurs from consumption of a substance, whether an illicit drug or not, and regardless of whether the substance was tested, or was not tested, for fentanyl.
- Call 911 or seek immediate medical attention if you think you or someone else has overdosed or is at risk of overdose.
- If you or someone you know requires counseling or treatment for drug use, call the SAMSHA National Helpline at: 1(800)-622-HELP (4357).

## NOTICE

Not for in vitro diagnostic use. Not Food and Drug Administration (FDA) cleared for this use. Please see warning labels on the packaging for more information.

## AVAILABLE PACKAGING CONFIGURATIONS

Product name	SKU#
Party Safe™ (5 Tests)	4551-07
Party Safe™ (12 Unit Display)	4551-57




# EVERYDAY ALPHA BOOST (60 capsules)

Dietary supplement clinically proven to support healthy hormone levels by naturally increasing free testosterone while reducing cortisol\*

## NATURE'S SOLUTION TO FREE TESTOSTERONE

- ✓ **Regulates Body Fat\***
- ✓ **Builds & Tones Muscles\***
- ✓ **Boosts Energy Levels & Vitality\***
- ✓ **Increases Stamina & Strength\***
- ✓ **Supports Healthy Aging\***
- ✓ **Supports Optimal Sexual Performance\***
- ✓ **Promotes Favorable Anabolic Balance During Intense & Prolonged Exercise\***



### WHY IS FREE TESTOSTERONE IMPORTANT?

It is well-known in the medical community that we only use approximately 2% of the testosterone the body produces. This is called “free testosterone”, while the remaining testosterone is bound to hormones [e.g. globulin (SHBG)] and never used.

Our advanced, clinically proven formula combines powerful benefits of ALIVEL® (the most potent form of Eurycoma longifolia) and PMF-SOURCE® citrus flavones to naturally release bound testosterone in men and women for improved energy, stamina, endurance, and libido.\*

## SUPPLEMENT FACTS

Servings Size: 2 Capsules  
Servings Per Container: 30

### Amount Per Serving

% DV

ALIVEL®

100 mg\*

(Eurycoma longifolia 100:1 Extract)(root), standardized to  
> 1.5% Eurycomanone, 22% Glycol protein, 20% Polysaccharide

PMF-SOURCE®

180 mg\*

Citrus Polymethoxylated Flavones (containing standardized levels  
of nobiletin and tangeretin)

\*Daily Value (DV) not established.

**OTHER INGREDIENTS:** Vegetable Capsule HPMC (Hypromellose).

**CAUTION:** Do not use if seal is broken. As with all ingestible products, please consult a medical professional before using if you are pregnant, lactating, or have an existing medical condition or are taking any medication.


**KEEP OUT OF REACH OF CHILDREN**

**SUGGESTED USE:** As a dietary supplement, take one to two capsules daily or as directed by your healthcare professional or pharmacist.

**STORAGE:** Keep tightly closed in a cool, dry place in the original container. Do not expose to excessive heat.



**EXPIRATION DATE:** 24 months



Product name

SKU#

Alpha Boost (60 Capsules)

4551-08


**DOC JOHNSON**®

Wellness Center

Powered by  **VERSÉA HEALTH**

# Use Ready Digital Assets – Multiple Configurations

**NEW** **VERSÉA Easy Lab**  
**AT-HOME OVULATION TEST**



- FAST
- EASY
- ACCURATE

**SHOP NOW >**

**NEW** **VERSÉA Easy Lab**  
**AT-HOME PREGNANCY TEST**



- FAST & EASY
- ACCURATE
- EARLY DETECTION

**SHOP NOW >**

**NEW!**

AT-HOME HEALTH & WELLNESS  
**DOC JOHNSON**  
Wellness Center  
In partnership with **VERSÉA**




**SHOP NOW!**

**NEW!**

**Empowered Choice™**  
Emergency Contraceptive

Compare to the active ingredient of Plan B One-Step®. \*

\* Plan B One-Step® is a registered trademark of Foundation Consumer Healthcare, LLC.



**SHOP NOW >**

**NEW!**

**PARTY SAFE™**  
FENTANYL TEST

- FAST & DEPENDABLE
- EASY 3-STEP TESTING
- RISK REDUCTION
- MADE IN THE USA



**SHOP NOW >**

AT-HOME HEALTH & WELLNESS

**DOC JOHNSON**  
Wellness Center  
In partnership with **VERSÉA**

**NEW!**



**SHOP NOW!**

**NEW!**

**Empowered Choice™**  
Emergency Contraceptive

Compare to the active ingredient of Plan B One-Step®. \*

\* Plan B One-Step® is a registered trademark of Foundation Consumer Healthcare, LLC.



**SHOP NOW >**

## FAQ TEAR PADS (5.75" x 8.25")




SKU: 4551-19 -PR



SKU: 4551-18-PR



SKU: 4551-17-PR



SKU: 4551-21-PR

## TABLE TENTS (4.25" x 6")



SKU:

SKU:

## WINDOW CLINGS (5" X 5")



SKU: 4551-15-PR



SKU: 4551-14-PR



SKU: 4551-13-PR



SKU: 4551-16-PR

## FLOOR CLINGS (12" X 12")



SKU: 4551-15-PR

SKU: 4551-15-PR

SKU: 4551-11-PR

## BAG STUFFERS (5.82" x 8.26")

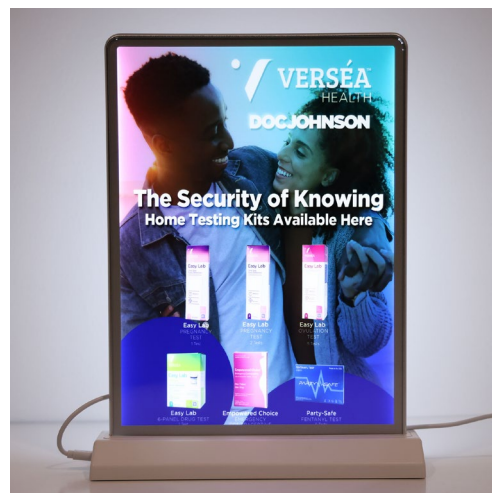


SKU:

SKU:

SKU:

## DESKTOP DISPLAY DOUBLE SIDED LIGHT BOX SIGN (13" X 9 1/2" X 3")



SKU: 2090-07-PR

**DOC JOHNSON<sup>®</sup>**  
Wellness Center  
Powered by  **VERSÉA<sup>™</sup> HEALTH**

